



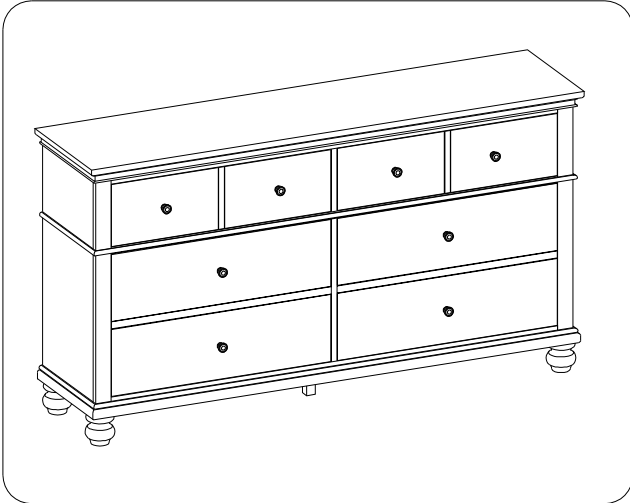
ITEM NO: I07-453-PEP/BLK-2 Dresser

Thank you for purchasing this quality product. Be sure to check all packing material carefully for small parts that may come loose inside the carton during shipment.

WARNING! Before using this product, please read, understand, and follow these instructions. Failure to follow each of these assembly instructions precisely may result in damage to the product and / or injury to the consumer.



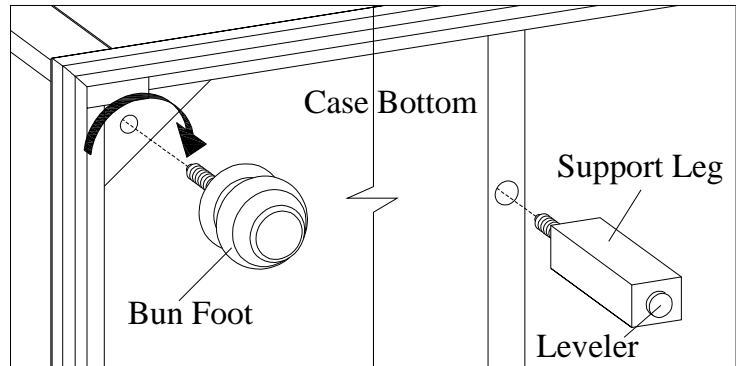
UNIT SHOULD BE INSTALLED BY 2 OR MORE PERSONS.



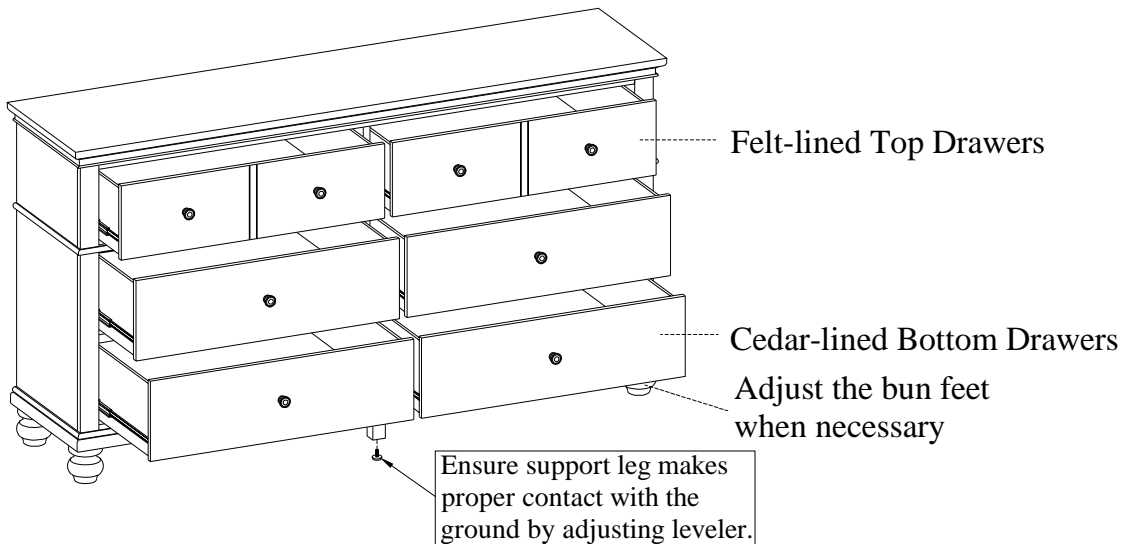
TOOLS REQUIRED (NOT PROVIDED)	
PHILLIPS SCREWDRIVER	

COMPONENTS LIST:			
No.	Description	Sketch	Quantity
1	Case		1 PC
2	Bun Foot		4 PCS
3	Support Leg		1 PC

STEP 1: Put the case backside down on a soft surface, Attach the bun feet and support leg to the bottom of case, return the case to the upright position.



FUNCTIONALITY INSTRUCTION



FOR INDOOR USE ONLY