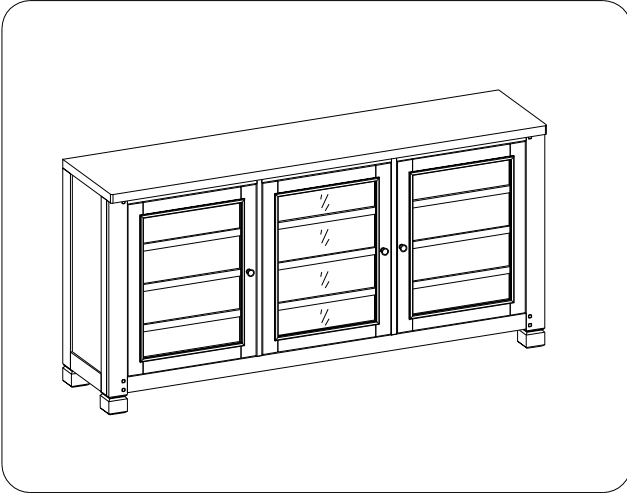




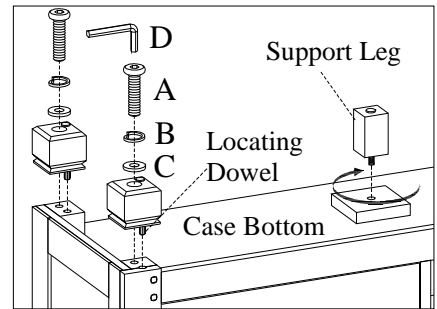
ITEM NO: I45-265-BAR/STN 65" Console

Thank you for purchasing this quality product. Be sure to check all packing material carefully for small parts that may come loose inside the carton during shipment.

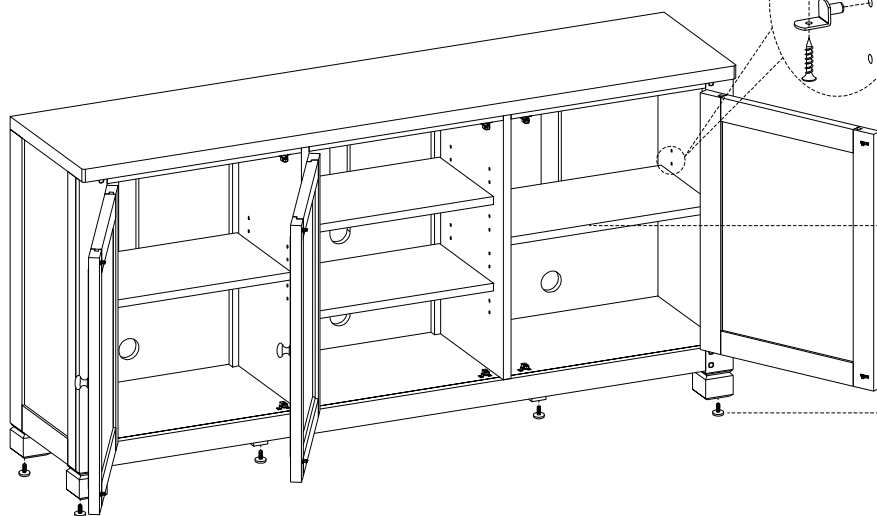


TOOLS REQUIRED (NOT PROVIDED)			
PHILLIPS SCREWDRIVER			
COMPONENTS LIST:			
No.	Description	Sketch	Quantity
1	Leg		4 PCS
2	Support Leg		2 PCS
HARDWARE LIST:			
No.	Description	Sketch	Quantity
A	Bolt Ø5/16"*2-3/4"		4 PCS
B	Lock Washer Ø5/16"		4 PCS
C	Flat Washer Ø5/16" *3/4"		4 PCS
D	Allen Wrench 4mm		1 PC

STEP 1: Put the case top face down on a soft surface, Attach the legs and support legs to the bottom of case by using 4 bolts(A), lock washers(B) and flat washers(C). Turn the case to the upright position.



FUNCTIONALITY INSTRUCTION



If you prefer to adjust the shelf location, remove the screws and move shelf brackets to the desired location. Then secure the brackets to shelf with screws.

Adjustable wood shelves

Adjust the leveler when necessary

Leveler on Legs & Support Legs

BEFORE USING THIS PRODUCT PLEASE READ, UNDERSTAND, AND FOLLOW THESE INSTRUCTIONS. Save these instructions for future reference.

FOR INDOOR USE ONLY